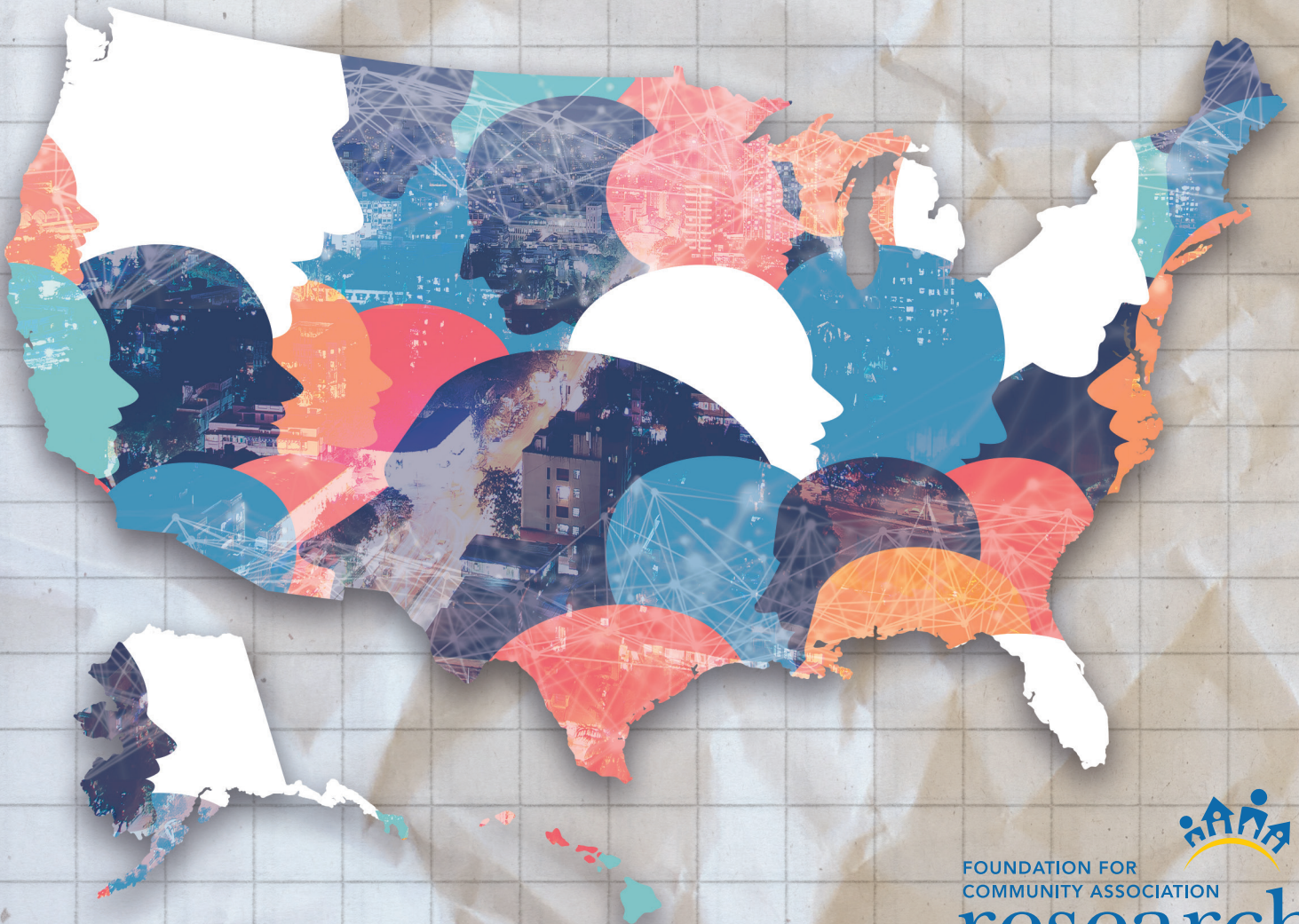


Massachusetts

State Summary

Community Association Data and Information



2019 Community Association Fact Book

for

Massachusetts



All rights reserved. Reproduction in whole or in part is not permitted without the expressed, written consent of the Foundation for Community Association Research.

Foundation for Community Association Research
6402 Arlington Boulevard, Suite 500
Falls Church, VA 22042
(888) 224-4321
foundation.caionline.org

The [Foundation for Community Association Research](http://foundation.caionline.org) (FCAR) is a nonprofit 501(c)(3) organization devoted to common interest community research, development, and scholarship. Incorporated in 1975, the Foundation supports and conducts research in the community association industry.

FCAR provides authoritative research and analysis on community association trends, issues and operations. Our mission is to inspire successful and sustainable communities. We sponsor needs-driven research that informs and enlightens all community association stakeholders—community association residents, homeowner volunteer leaders, community managers and other professional service providers, legislators, regulators and the media. Our work is made possible by your tax-deductible contributions. Your support is essential to our research.

[CAI Stands for Equality and Justice](#)

This publication is designed to provide accurate and authoritative information in regard to the subject matter covered. It is distributed with the understanding that the publisher is not engaged in rendering legal, accounting, or other professional services. If legal advice or other expert assistance is required, the services of a competent professional should be sought.

—From *A Declaration of Principles*, jointly adopted by a Committee of the American Bar Association and a Committee of Publishers

Table of Contents

Notes: The hyperlinks to CAI and FCAR material are continuously and automatically updated.

Acknowledgement

Contributors

Sources and Notes on Data

Introduction

- Community Associations Institute and the Foundation for Community Association Research
- Understanding and Appreciating Four Areas
- Contributions to the U.S. Economy
- See also Part Five, Economic Contributions and Value-Added Benefits, Fact Book

Community Association National Trends and Issues

1. Massachusetts Population & Housing Characteristics – 2019

- 1.1 General Characteristics
- 1.2 Population – Census Quick Facts (Excerpt)
- 1.3 Housing – With and Without a Mortgage by Age Group and Compared to U.S.
- 1.4 Real Estate Taxes

2. Massachusetts Community Associations and Condominium Unit Owners 55+

- 2.1 Condominiums in 1980 & 1990
- 2.2 Association Statistical Snapshot – 2018
- 2.3 Condominium Unit Owners & Non-Condominium Owners 55+ (Part Six Fact Book)
- 2.4 Large-Scale Community Associations (Part Seven, Fact Book)

3. CAI in Massachusetts

- 3.1 CAI Chapter
- 3.2 CAI Designations, Business Services & Manager Licensing
- 3.3 CAI Legislative Action Committee (LAC), Roster & Tracking Report
- 3.4 Approved Condominiums: Fannie Mae, FHA & Dept. of Veterans Affairs

4. Massachusetts Associations – Community Services as an Association Core Function

- 4.1 An Introduction to Community Association Living
- 4.2 From Good to Great Communities
- 4.3 Community Matters – Know Before You Buy
- 4.4. Community Harmony and Spirit
- 4.5 Community Security
- 4.6 Judging Community Association Success

5. Massachusetts Associations – Governance Services as an Association Core Function

- 5.1 Governance [FCAR Best Practices]
- 5.2 Strategic Planning [FCAR Best Practices]
- 5.3 Transition [FCAR Best Practices]
- 5.4 Ethics [FCAR Best Practices]
- 5.5 Massachusetts Community Association & Related Statutes
- 5.6 Massachusetts Association Volunteer Immunity
- 5.7 Massachusetts Association Standard of Care for Directors & Officers
- 5.8 Massachusetts Community Association Deed Based Transfer Bans

Table of Contents (cont.)

- 5.9 Massachusetts Community Association Clothesline Ban
- 5.10 Massachusetts Community Association Ombudsman Programs
- 5.11 Massachusetts Community Association Solar Rights and Easements
- 5.12 College of Community Association Lawyers (CCAL) State Pages

6. Massachusetts Associations – Business Services as an Association Core Function

- 6.1 Massachusetts Condominium Insurance Requirements
- 6.2 Massachusetts Condominium Flood Insurance (RCBAPs)
- 6.3 Massachusetts Lien Priority
- 6.4 Massachusetts Reserve Requirements
- 6.5 Community Association Insurance
- 6.6 Community Association Risk Management
- 6.7 Preventing Fraud and Embezzlement
- 6.8 Energy Efficiency [FCAR Best Practices]
- 6.9 Financial Operations [FCAR Best Practices]
- 6.10 Green Communities [FCAR Best Practices]
- 6.11 Reserve Studies Management [FCAR Best Practices]
- 6.12 Natural Disasters [FCAR Best Practices]
- 6.13 Wired - Managing Cybersecurity Risk
- 6.14 ► [Breaking Point: Examining Aging Infrastructure in Community Associations](#)

Acknowledgement

General Editor

Clifford J. Treese, CIRMS
President, Association Data, Inc. (ADI)
Mountain House, CA

The information in the *Community Association Fact Book* was developed with significant assistance from Clifford J. Treese, CIRMS. A member of CAI almost since its inception, Treese is a past president of both CAI and the Foundation for Community Association Research (FCAR). We express our gratitude for his invaluable contributions. He can be reached at clifford.treese@gmail.com.

Assistant Editors

FCAR Executive Director/CAI Sr. VP, Government & Public Affairs: Dawn Bauman, CAE, Falls Church, VA
FCAR Director of Programs/CAI Director of Education: Jake Gold, CAE, Falls Church, VA

Foundation Board of Directors, 2020-2021

President: Caroline Record, Esq.
President-Elect: Peter Santangelo, CMCA
Treasurer: Jonathan Sucher, PCAM
Secretary: Adrian J. Adams, Esq.
Immediate Past President: Steven Y. Brumfield, CMCA, AMS, PCAM

Pamela D. Bailey, CMCA, AMS, PCAM
Michelle Baldry, RS
Jim Baska, CMCA, AMS, PCAM
Kimberly Corcoran, CMCA, AMS, PCAM
Mark Jones, AMS, PCAM
Douglas M. Kleine, PCAM Ret.
Michael Kulich, CMCA
Mildred Lanier
Heather J. Paton, CMCA, AMS, PCAM
Robert Riddick, CMCA
Robert A. Travis, CIRMS

[Past Presidents of the Foundation](#)

CAI Board of Trustees, 2020

President: Ursula K. Burgess, Esq.
President-Elect: James H. Dodson, IV, CMCA, AMS, LSM, PCAM
Immediate Past President: Cat Carmichael, CMCA, PCAM
Chief Executive Officer: Thomas Skiba, CAE

[Past Presidents of the Institute](#)

Staff

Sr. Manager, Web Projects: Amy Adler
Director of Publishing and Managing Editor, *Common Ground* magazine: Daniel Brannigan
Creative Director: Cori Canady
Sr. Director, Executive and Board Relations: Jennifer M. Flynn, GSP
VP, Education: David Jennings, SPHR, CAE
VP, Communications & Marketing: Amy Repke
Chief Financial Officer: Bruce Townsend, CPA
Sr. VP, Membership & Chapter Relations: Crystal L. Wallace, IOM, CAE

Contributors, Sources & Notes on Data

Contributors

Association Lien Priority:

Dawn Bauman, Matthew Green,
Robert M. Diamond, Esq., Hugh Lewis, Esq.,
Stephen Marcus, Esq., Marvin Nodiff, Esq.

Minnesota GIS Community Associations Map:

Lynn Boergerhoff, Community Association Atlas
55+ Condominium Unit Owner Data

Lynn Boergerhoff, Community Association Atlas

Volunteer Immunity and Standards of Care:

Marc D. Markel, Esq.

50 State Condominium Insurance Survey:

George E. Nowack, Jr., Esq.

Community Association Data:

Clifford J. Treese, CIRMS

Chronological History of Federal Involvement:

Clifford J. Treese, CIRMS with updates by

Dawn M. Bauman, Scott Canady and

Douglas Kleine, CAE

North Carolina Legislation

James A. Slaughter, Esq.

Utah Legislation

Lincoln W. Hobbs, Esq.

FCAR Data Editing:

Christine Danielson

Margey Meyer, CMCA, PCAM

Liana K. Russell

Sources

American Community Survey (ACS)

Census – Statistical Brief 1994

Census – Partnership Branch

CAI: Common Ground magazine

CAI Government & Public Affairs (G&PA)

CAI Press

California Bureau of Real Estate

California Law Revision Commission

Colorado Department of Regulatory Agencies

Connecticut Judicial Branch Law Libraries

Department of Agriculture – Rural Development

Department of Veterans Affairs (VA)

Federal Emergency Management Agency (FEMA)

Federal Home Loan Mortgage Corporation (Freddie
Mac)

Federal Housing Administration (FHA)

Federal National Mortgage Association (Fannie
Mae)

Florida Department of Business & Professional
Regulation

Florida Division of Condominiums, Timeshares and
Mobile Homes

Foundation for Community Association Research

Hawaii Real Estate Branch

HUD Housing and Demographic Analysis

Maryland Montgomery County Office of Common
Ownership Communities

National Association of Homebuilders (NAHB)

National Association of Realtors (NAR)

Nevada Real Estate Division

Urban Land Institute

Virginia Common Interest Community Board

Notes on Community Association Fact Book Data

The national and state community association information, data and estimates are from seven sources grouped in two categories:

- Public Data: (1) ► Census data at <https://data.census.gov/cedsci/> and [American Community Survey \(ACS\)](#), (2) [American Housing Survey \(AHS\)](#), (3) State data, (4) Related housing industries data such as that from the National Association of Realtors (NAR), National Association of Homebuilders (NAHB), and
- FCAR and CAI Data: (5) FCAR data accumulated over time, (6) CAI data, also accumulated over time, and (7) Data provided by CAI members.

Both the Public Data may have a lag time from collection to publication. Usually, both the few states with association data and the ACS data tend to lack specificity in critically identifying the three basic types of associations. Similarly, the public data may count certain association units, but not the associations themselves. From a timing viewpoint, FCAR, CAI data and CAI member data are more readily available. Because of the timing issue, the *Fact Book* data generally may be one year ahead of Census data, e.g. the [Fact Book 2019](#) uses Five Year ACS data for 2014-2018.

Introduction

It's been said that the growth of community associations (condominiums, planned communities and cooperatives) offers the greatest single extension of homeownership opportunities since the housing reforms of the New Deal and the provision of GI Bill benefits just after World War II. The Community Associations Institute estimates that in 1970 there were 10,000 community associations nationwide. In 2019, there are approximately 351,000 associations housing approximately 73.9 million Americans.

The [Community Associations Institute](#) (CAI) is an international nonprofit 501(c)(6) organization founded in 1973 to foster competent, responsive community associations through research, training and education.

The [Foundation for Community Association Research](#) (FCAR) is a nonprofit 501(c)(3) organization devoted to common interest community research, development, and scholarship. Incorporated in 1975, the Foundation supports and conducts research in the community association industry.

Community Association Fact Book is published by FCAR and documents the history, current status, trends and future issues of U.S. community association housing in general. The *Fact Book*, also provides, community association information on a state-by-state basis. The *Fact Book* and each State Summary will facilitate, demonstrate and provide an understanding of four areas:

1. Evidence-Based Decisions: Facilitate the creation, publication and analysis of credible data such that evidence-based decisions on various community association issues and topics can be made.
2. Contributions to the Economy and Society: Demonstrate the role of community associations in maintaining housing as shelter, as a neighborhood benefit, as an investment and as a contributor to this country's Gross Domestic Product (GDP).
3. Core Services: Provide an understanding that the three core services delivered by associations (governance, community and business-like services) – are complimentary to a broad range of both local and national housing goals and to related public policy considerations.
4. Associations as a Housing Market: Demonstrate that all three types of community associations (condominiums, cooperatives and planned communities), in and of themselves, are an important housing market that needs to be understood and analyzed in a comprehensive manner.

► In the aggregate, community association housing had a market value of \$7.199 trillion dollars at Q4 2019 [Estimate based on the [Federal Reserve Z.1 Financial Accounts](#) at Q4 2019] with all housing worth nearly \$25.5 trillion. Owners' equity was just under 64%.

According to the [National Association of Home Builders](#) (NAHB), the housing industry's contribution in terms of new construction to the economy [averages 14%-17% annually](#). This represents the combined impact of [Private Residential Fixed Investment](#) and [Housing Services](#). Residential Fixed Investment component contribute from 3.3%-3.8% while the Housing Services component contributes 12%-13%. These percentages vary with fluctuations in the nation's economic cycles. Community association housing is an important and growing component of both Residential Fixed Investment and Housing Services. Using NAHB historical estimates and recent Census data with respect to new construction, community associations contribute a 3.5% to 4.0% to GDP. Associations not only are a place to live, but they are a place to work and to create jobs.

- [Census New Single Family Homes in Community Associations](#) – 2019
- New Single Family in an Association Built for Sale: 77%
- New Single Family in an Association Sold: 73%
- New Single Family Association Attached Houses Sold: 88%
- New Single Family Association Detached Houses Sold: 73%

- [Fact Book 2019, Part Five: 51 State Summaries – Association Economic Contributions & Value-Added Benefits.](#)
- ► [Mapping New Homes for Sale in Associations](#)

Community Association National Trends and Issues

In [*Democracy in America*](#), Alexis de Tocqueville reflected in differing ways on the constant activity that characterized American society in the 1830s as it strived for continuous improvement at all levels of society and government. Little has changed since that time. He would be right at home at a community association board meeting, at a CAI Chapter program or at a national CAI Conference or Law Seminar. The best way to keep up with association trends and issues (and the need for continuous improvement) at either or both the national or local level is through the links that follow.

At the National Level

[CAI Issues and Advocacy](#)

- From federal affairs, to state issues, to amicus briefs and more – information is constantly updated. Topics include regulatory issues with FHA and FEMA, new mortgage rules and CAI's Public Policies

[CAI Common Ground Magazine Key Issues](#)

- Themes from the Magazine articles range from aging in place, to fostering participation, to manager licensing and more. A subscription to [Common Ground](#) is part of CAI Membership, but separate subscriptions are available.

[Associations in Perspective: Historical Housing Data, Company Towns, Chronology of Federal Involvement & Historical Housing Papers](#) (Fact Book Part Three)

- From the early 1900s through today, you can track over 100 major federal and similar initiatives that have impacted community associations.

[Community Next: 2020 and Beyond](#)

- The result of this lengthy initiative are four Community Next reports that represent the best thinking of several dozen CAI leaders and nonmember community association stakeholders about future issues, trends and similar matters.
 1. [Association Governance Model](#)
 2. [Community Management](#)
 3. [External Influences](#)
 4. [Public Policy Paradigms](#)

At the Local Level

[CAI Local Chapters](#)

- See all of the [U.S. and worldwide CAI Chapters](#).

[CAI Grass Roots Advocacy Center](#)

- CAI's Government & Public Affairs Department provides political information and intelligence for the association industry.

At all Levels for All Interests

[CAI Press](#): CAI Press, the publishing division of CAI, is dedicated to publishing the very best resources for community associations. It offers the largest collection of more than 100 books on association governance, management and operations. Browse by category, view the most popular products and discover what's new. Check back frequently to see Featured Products and to take advantage of money-saving promotions.

[CAI Education](#):

- [Webinars](#) offer specialized, professional training to managers, board members and homeowners without leaving your home or office. Conducted via internet and audio teleconference, the programs are hosted by industry experts to keep you up to date on the latest legislative activity, management trends, industry best practices and subjects of special interest to community managers and homeowners. More than 450 on-demand webinars are now available, and new live webinars are added every month.
- [CAI Board Leader Certificate](#) provides a comprehensive look at the roles and responsibilities of community association leaders and conveys information to help create and maintain the kind of community people want to call home. The workshop is available in two formats: live, classroom instruction through chapters and online.
- [Professional Management Development Program](#) (“PMDP”) provides community association managers the most comprehensive, expert education courses to increase their skills, knowledge and job opportunities. Both the webinars and the PMDP program provide education credit toward new and renewing professional designations and credentials.
- [Business Partner Essentials](#) is a classroom and online course to help CAI-member product and service providers better understand CAI, community associations and the industry at large. Individuals who pass the course and maintain CAI membership earn the [CAI Educated Business Partner](#) distinction, gaining special recognition among thousands of companies and professionals who support common-interest communities—accountants, attorneys, bankers, insurance professionals, landscapers, painters, reserve specialists, software providers and many others.

If you are just interested in finding out more about community associations, the *Fact Book* and a *State Summary* are the places to start. If you live in an association or work in the association industry, this *Fact Book* will help keep you and your association current on the latest facts, trends and issues.

Community associations are big business in small increments. For more summary information on associations see [Statistical Reviews](#) from 2012-2019.

1. Massachusetts Population and Housing Characteristics

1.1 General Housing Characteristics

DP04: SELECTED HOUSING CHARACTERISTICS	2014-2018 American Community (ACS)	Survey 5-Year Estimates		
		Massachusetts		U.S.
		Estimate	Percent	Data
Subject				
HOUSING OCCUPANCY				
Total housing units		2,882,739	2,882,739	136,384,292
Occupied housing units		2,601,914	90.3%	87.8%
Vacant housing units		280,825	9.7%	12.2%
Homeowner vacancy rate		1	(X)	(X)
Rental vacancy rate		3.8	(X)	(X)
UNITS IN STRUCTURE				
Total housing units		2,882,739	2,882,739	136,384,292
1-unit, detached		1,501,300	52.1%	61.6%
1-unit, attached		154,655	5.4%	5.8%
2 units		287,360	10.0%	3.6%
3 or 4 units		308,728	10.7%	4.4%
5 to 9 units		167,997	5.8%	4.7%
10 to 19 units		124,484	4.3%	4.5%
20 or more units		313,788	10.9%	9.0%
Mobile home		23,508	0.8%	6.2%
Boat, RV, van, etc.		919	0.0%	0.1%
YEAR STRUCTURE BUILT				
Total housing units		2,882,739	2,882,739	136,384,292
Built 2014 or later		28,794	1.0%	1.6%
Built 2010 to 2013		45,461	1.6%	2.6%
Built 2000 to 2009		205,600	7.1%	14.3%
Built 1990 to 1999		221,764	7.7%	13.9%
Built 1980 to 1989		311,967	10.8%	13.5%
Built 1970 to 1979		334,982	11.6%	15.3%
Built 1960 to 1969		296,110	10.3%	10.7%
Built 1950 to 1959		323,751	11.2%	10.4%
Built 1940 to 1949		161,272	5.6%	5.0%
Built 1939 or earlier		953,038	33.1%	12.8%
HOUSING TENURE				
Occupied housing units		2,601,914	2,601,914	119,730,128
Owner-occupied		1,621,053	62.3%	63.8%
Renter-occupied		980,861	37.7%	36.2%
Average household size of owner-occupied unit		2.69	(X)	2.7
Average household size of renter-occupied unit		2.26	(X)	2.51

[Review the General Housing Characteristics for All U.S. States](#)

1.2 Population – Census Quick Facts (Excerpt)

All Topics	Massachusetts	United States
Population estimates, July 1, 2019, (V2019)	6,892,503	328,239,523
PEOPLE		
Population		
Population estimates, July 1, 2019, (V2019)	6,892,503	328,239,523
Population estimates base, April 1, 2010, (V2019)	6,547,785	308,758,105
Population, percent change - April 1, 2010 (estimates base) to July 1, 2019, (V2019)	5.3%	6.3%
Population, Census, April 1, 2010	6,547,629	308,745,538
Age and Sex		
Persons under 5 years, percent	△ 5.2%	△ 6.0%
Persons under 18 years, percent	△ 19.6%	△ 22.3%
Persons 65 years and over, percent	△ 17.0%	△ 16.5%
Female persons, percent	△ 51.5%	△ 50.8%
Race and Hispanic Origin		
White alone, percent	△ 80.6%	△ 76.3%
Black or African American alone, percent (a)	△ 9.0%	△ 13.4%
American Indian and Alaska Native alone, percent (a)	△ 0.5%	△ 1.3%
Asian alone, percent (a)	△ 7.2%	△ 5.9%
Native Hawaiian and Other Pacific Islander alone, percent (a)	△ 0.1%	△ 0.2%
Two or More Races, percent	△ 2.6%	△ 2.8%
Hispanic or Latino, percent (b)	△ 12.4%	△ 18.5%
White alone, not Hispanic or Latino, percent	△ 71.1%	△ 60.1%
Population Characteristics		
Veterans, 2014-2018	315,859	18,611,432
Foreign born persons, percent, 2014-2018	16.5%	13.5%
Housing		
Housing units, July 1, 2019, (V2019)	2,928,732	139,684,244
Owner-occupied housing unit rate, 2014-2018	62.3%	63.8%
Median value of owner-occupied housing units, 2014-2018	\$366,800	\$204,900
Median selected monthly owner costs -with a mortgage, 2014-2018	\$2,165	\$1,558
Median selected monthly owner costs -without a mortgage, 2014-2018	\$786	\$490
Median gross rent, 2014-2018	\$1,225	\$1,023
Building permits, 2019	17,365	1,386,048
Families & Living Arrangements		
Households, 2014-2018	2,601,914	119,730,128
Persons per household, 2014-2018	2.53	2.63
Living in same house 1 year ago, percent of persons age 1 year+, 2014-2018	87.1%	85.5%

This is an excerpt. Click here for the full [Quick Facts](#) for Massachusetts.

1.3 Housing – With and Without a Mortgage by Age Group & Compared to U.S.

B25027: MORTGAGE STATUS BY AGE OF HOUSEHOLDER - Universe: Owner-occupied housing units	2014-2018 American Community Survey 5-Year Estimates		
	Massachusetts		U.S.
	Estimate	Percent	Percent
Total:	1,621,053		
Housing units with a mortgage:	1,126,604	69.5%	63.1%
Householder 15 to 34 years	119,514	10.6%	13.0%
Householder 35 to 44 years	226,727	20.1%	20.8%
Householder 45 to 54 years	311,563	27.7%	25.2%
Householder 55 to 59 years	149,801	13.3%	12.4%
Householder 60 to 64 years	124,708	11.1%	10.4%
Householder 65 to 74 years	143,653	12.8%	13.1%
Householder 75 years and over	50,638	4.5%	5.0%
Housing units without a mortgage:	494,449	30.5%	36.9%
Householder 15 to 34 years	14,458	2.9%	4.5%
Householder 35 to 44 years	22,499	4.6%	6.8%
Householder 45 to 54 years	57,204	11.6%	13.0%
Householder 55 to 59 years	50,371	10.2%	10.5%
Householder 60 to 64 years	63,402	12.8%	12.8%
Householder 65 to 74 years	137,410	27.8%	26.1%
Householder 75 years and over	149,105	30.2%	26.3%

[Review All Housing With and Without a Mortgage for All U.S. States](#)

1.4 Real Estate Taxes (RET) in 2020

State	Effective Real Estate Tax Rate	Annual Taxes on a \$205k Home	State Median Home Value	Annual Taxes on Home Priced at State Median Value	Rank
Massachusetts	1.23%	\$2,518	\$366,800	\$4,508	34

See most recent available data:

[WalletHub Data for 2020](#)

2. Massachusetts Community Associations and Condominium Unit Owners 55+

2.1 Condominiums in 1980 & 1990

Condominium Units – Year	Number of Condo Units	Rank in Terms of All Condo Units	As a Percent All Housing Units	Rank in Terms of All Housing Units
1980	30,953	17	1.40%	26
1990	157,716	7	6.40%	10

[U.S. Census Condominiums – Statistical Brief, 1994](#)

2.2 Massachusetts Community Associations – 2019 Selected Economic Metrics

State	Association Rank	Association Count	Associations in State as Percent of All Associations	Association Homes as Percent of All Owner Occupied Homes	Association Homes as Percent of All Occupied Homes
Massachusetts	7	11,100	3.2%	37.7%	23.5%

Association Population as Percent of Total Population	Population Living in Associations	Association Board & Committee Volunteers	Value of Board & Committee Time	Value of Homes in Associations	Association Housing Services: Operations, Physical Asset Management, Major Repairs and Replacements, Capital Improvements, Conservation & Sustainability, Contingencies
24.0%	1,642,000	55,500	\$64,400,000	\$234,904,000,000	\$2,905,000,000

For more summary information, see the [Statistical Reviews](#) from 2012-2019. Community associations are one component of other primary entities in the U.S. See Notes on Data and Estimates, p. 5.

Entity	Number	Percent of Total Entities
Tax Exempts & Other Nonprofits	1,571,056	3.93%
Governmental Units	89,055	0.23%
Businesses	37,020,844	94.96%
Community Associations	351,000	0.88%
Total Entities	39,027,955	100.00%

For more details, see Appendix [Community Association Data Compared to Other Entities](#).

2.3 Comparison of Condominium Unit Owners and Non-Condominium Owners 55 and Over*

Like the rest of the U.S. population, owners in Massachusetts community associations are getting older. Some association owners are aging-in-place while others live in age-restricted communities. The following data is specific to condominium unit owners and non-condominium owners that are 55 and over in the U.S., but the link below will take you similar data for all states including Massachusetts and the U.S. itself.

Table 1.

Condominium Status of Persons Age 55 and Over and Their Households: United States 2011 - 2015

		Persons		Households	
		Count	Percent	Count	Percent
Condominium Status	Condominium	3,912,810	5.1%	2,627,160	5.6%
	Not Condominium	73,237,419	94.9%	43,934,104	94.4%
	Total	77,150,229	100.0%	46,561,264	100.0%

5.1% of persons age 55+ lived in a condominium.

5.6% of households of persons 55+ were in a condominium.

Table 2.

Persons Age 55 and Over by Sex and Condominium Status: United States 2011 - 2015

			Sex		
			Male	Female	Total
Condominium Status	Condominium	Count	1,580,994	2,331,816	3,912,810
		Percent	40.4%	59.6%	100.0%
	Not Condominium	Count	33,772,752	39,464,667	73,237,419
		Percent	46.1%	53.9%	100.0%
Total	Count	35,353,746	41,796,483	77,150,229	
	Percent	45.8%	54.2%	100.0%	

59.6% of condominium residents age 55+ were female compared to 53.9% of non-condominium residents age 55+ who were female.

See [Community Association Fact Book, Part Six](#) for additional information and data:

- Preface – Fostering Evidence Based Decisions in Community Associations
- Introduction – Aging and Community Association Data
- 13 detailed 55+ and non-55+ Data Tables (including the two above) for the United States and for the 51 States plus the District of Columbia, 52 Reports in Total
- Glossary
- Technical Appendix – Data Sources
- Technical Appendix – Margins of Error
- U.S Map – 55+ Condominium Unit Owners

This information and data is provided for the U.S. and each State in [Part Six](#).

*Part Six was created by Lynn Boergerhoff, MPH, Community Association Atlas.

2.4 Large-Scale Community Associations – [Part Seven, Fact Book](#)

The [Large-Scale Community Association Survey](#) provides a broad over-view of associations that (1) provide municipal type services, (2) contain at least 1,000 lots, units, or acres and (3) have an operating budget of \$2,000,000+.

3. CAI in Massachusetts

3.1 [CAI Massachusetts Chapter](#)

3.2 Massachusetts – CAI Professional Designations, Business Services & Manager Licensing

[Community Associations Institute](#) (CAI) and [Community Association Managers International Certification Board](#) (CAMICB) are pleased to provide this [database of credentialed professionals](#). This database allows you to locate community managers and professionals who have earned the following credentials:

Management Credentials	Other
Certified Manager of Community Associations (CMCA)	Reserve Specialist (RS)
Association Management Specialist (AMS)	Community Insurance and Risk Management Specialist (CIRMS)
Professional Community Association Manager (PCAM)	College of Community Association Lawyers (CCAL)
Large-Scale Manager (LSM)	Educated Business Partner – Distinction
Accredited Association Management Company (AAMC)	CAI Board Leader Certificate

- [Learn more](#) about what these CAI professional designations mean to you and your community.
- [Massachusetts Manager Licensing](#) [Only states with licensing are listed]

3.3 Massachusetts – Legislative Action Committee (LAC), Roster & Tracking Report

- [Massachusetts Legislative Action Committees](#) (LACs)

LACs exist to represent the interests of and provide regular communications to, CAI members and chapters located within their boundaries with respect to state legislative, regulatory and amicus curiae activities of relevance to the creation and operation of community associations. LAC delegates are nominated by CAI chapters and each LAC, itself. Delegates volunteer their time and energy to benefit all CAI members. View the LAC [Operational Guidelines](#) to learn how a LAC functions.

Each state has a legislative tracking report.

3.4 Massachusetts – Approved Condominiums: Fannie Mae, FHA & Department of Veterans Affairs

- [FHA Approved Condominium List – Massachusetts](#)

[Search by state and zip code]

- [Fannie Mae PERS Approved Project List – Massachusetts](#)

- [Department of Veterans Affairs Approved List – Massachusetts](#)

[Search by checking box #2 for approved condo and search by state in number #5]

4. Massachusetts Associations – Community Services as an Association Core Function

4.1 [An Introduction to Community Association Living](#)

Introduction: The purpose of *An Introduction to Community Association Living* is to introduce community volunteer leaders and members to community associations, provide a greater understanding of exactly how a community association works from both an organizational and people standpoint, and to offer members the information necessary for fully enjoying and benefiting from community association living.

4.2 [From Good to Great Communities](#)

Every community has its own history, personality, attributes and challenges, but all associations share common characteristics and core principles. Good associations preserve the character of their communities, protect property values and meet the established expectations of homeowners. Great associations also cultivate a true sense of community, promote active homeowner involvement and create a culture of informed consensus. The ideas and guidance conveyed in this brochure speak to these core values and can, with commitment, inspire effective, enlightened leadership and responsible, engaged citizenship

4.3 [Community Matters – What You Should Know Before You Buy](#)

Whether you are considering buying a home in a community that is newly developed (either new construction or a conversion), a resale in an existing community, or you are renting with the possibility of buying—you need to consider certain key points.

4.4 [Community Harmony & Spirit \[FCAR Best Practices\]](#)

How do managers and boards increase resident involvement within community associations? By treating all residents as stakeholders, developing and conducting community harmony and spirit-enhancing programs, and including residents in the initial stages of program development. Building community spirit is more than informing residents about board action and improvements. It's asking their opinions and developing programming that they will enjoy that will spur further community involvement.

4.5 [Community Security \[FCAR Best Practices\]](#)

The goal of this Best Practices Report is to give you an assessment and review of many community safekeeping systems and features—including useful tips and tools—to help meet residents' crime prevention needs.

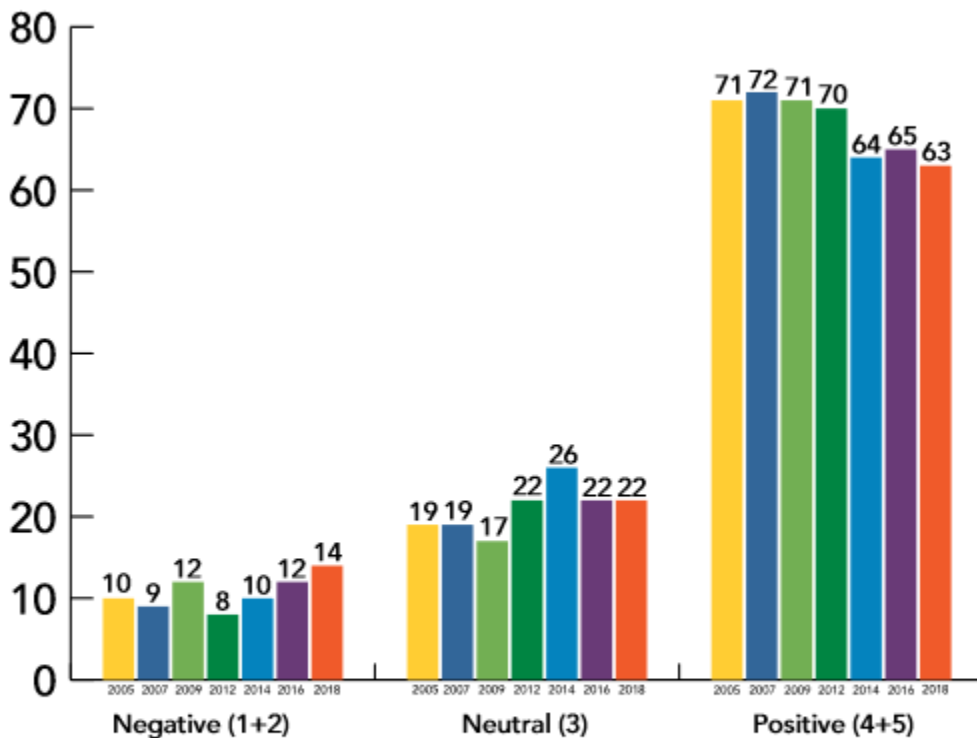
4.6 Judging Community Association Success

For the eighth time in 15 years, Americans living in homeowner associations and condominiums have told pollsters they are overwhelmingly satisfied in their communities. The March 2020 Survey [affirms the findings](#) of almost identical national surveys conducted in 2005, 2007, 2009, 2012, 2014, 2016 and 2018. The 2020 survey was conducted by Zogby Analytics for the Foundation for Community Association Research. The findings from the seven surveys are strikingly consistent and rarely vary by a standard margin error for national, demographically representative surveys. By large majorities, owners:

- Rate their overall community experience as positive or, at worst, neutral.
- Say their association board members serve the best interests of their communities.
- Indicate their community managers provide valuable support to residents and their associations.
- Support community association rules because they protect and enhance property values.

The findings objectively refute the unfounded and unsubstantiated myth that the community association model of governance is failing to serve the best interests of Americans who choose to live in common-interest communities.

On a scale of one to five, with one being very bad and five being very good, how would you rate your overall experience living in a community association?



85%

of residents rate their overall community association experience as positive (63%) or neutral (22%)

5. Massachusetts Associations – Governance Services as an Association Core Function

5.1 [Governance \[FCAR Best Practices\]](#)

It is CAI's purpose to foster vibrant, responsive, competent community associations that promote harmony, a sense of community and responsible leadership. Common characteristics of such community associations include good communication, trust in the management and board of directors, continuing education of board members and homeowners, and uniform, flexible and reasonable enforcement of governing documents. Inclusiveness—the involvement of as many residents of the community as possible—is a critical element in fostering a sense of community.

5.2 [Strategic Planning \[FCAR Best Practices\]](#)

Strategic planning is more than ensuring your association will remain financially sound and be able to maintain its reserves—it's projecting where your association expects to be in five, ten, or fifteen years—and how your association will get there. It is a systematic planning process involving a number of steps that identify the current status of the association, including its mission, vision for the future, operating values, needs (strengths, weaknesses, opportunities, and threats), goals, prioritized actions and strategies, action plans, and monitoring plans. Strategic planning is the cornerstone of every common-interest community. Without strategic planning, the community will never know where it is going—much less know if it ever got there.

5.3 [Transition \[FCAR Best Practices\]](#)

This report provides builders and associations with guidelines they can use to develop and turn over control of a community association project in such a way that transition becomes much easier and less confrontational. The ultimate goal of transition is for the unit owners to take over and move forward with a good reputation and word-of-mouth sales, with no litigation.

5.4 [Ethics \[FCAR Best Practices\]](#)

The concept has come to mean various things to various people, but, generally, it's coming to know what is right or wrong in the workplace and doing what's right—usually in regard to products and services and to relationships with stakeholders. In times of fundamental change, values that were once followed inherently are now strongly questioned or no longer followed. Consequently, there is no clear moral compass to guide leaders through complex workplace dilemmas. Attention to ethics in the workplace sensitizes leaders and staff to how they should act. Perhaps most important, in times of crises and confusion, attention to business ethics helps ensure that when leaders and managers are struggling, they can retain a strong moral compass.

5.5 Massachusetts Community Association & Related Statutes

[Massachusetts Condominiums Chapter 183A](#)

[Massachusetts Cooperative Housing Corporations at 157B](#)

[Massachusetts Subdivision Regulations Title VII Chapter 41](#)

[Massachusetts Title VII Chapter 401 Section 9 PUD](#)

[Massachusetts Nonprofit Corporations at Part 1 Title XXII Chapter 16B](#)

[Massachusetts Guide to Manufactured Housing Community Law](#)

[Massachusetts Real Property Disclosure](#)

Note: While state statutes and the association's governing documents are critically important to governing the association, there are many other local, state and federal laws and regulations that impact all types of community associations.

[Community Association Ombudsman Programs by State](#) [Not all states have an Ombudsman]

See [Census 2012 of All State Governments](#) and [2017 Census of Governments](#)

Also, see [Part Three: Associations in Perspective: Historical Housing Data, Company Towns, Chronology of Federal Involvement & Historical Housing Papers](#).

5.6 Massachusetts Community Association Volunteer Immunity

MASS. GEN. LAWS CH. 231, § 85W

For more detailed information on volunteer immunity for association leaders and volunteers, see this comprehensive publication entitled [Voluntary Immunity in Community Associations](#). Volunteer directors and officers who serve on their boards face the potential for personal liability in serving the association. Although all states provide some form of immunity from liability for volunteers, the number of suits being filed each year against both community associations and their boards is increasing. The protections offered by states vary widely, and prudent board members need to consider them when formulating policy and participating in a community association. Volunteer Immunity offers a summary of volunteer immunity according to the federal Volunteer Protection Act and each state's volunteer immunity statutes and explanations of how the statutes apply to community associations and their volunteer officers and directors. This section includes a chart of volunteer immunity by state.

5.7 Massachusetts Standard of Care for Community Association Directors & Officers

MASS. GEN. LAWS CH. 156D, § 8.30

MASS. GEN. LAWS CH. 156D, § 8.42

Community association directors and officers need to understand the duties they owe to their association and fellow owners, the nature of those duties, and the liability performing those duties may incur. How much a volunteer leader knows about his or her state's standard of care can be the difference between liability and immunity. *Standards of Care* provides a survey of each state's standard of care for community association directors and officers, a brief description of the standards by which they must perform their duties and recommendations for complying with their state's standard of care. *Standards of Care* also includes a discussion of notable trends in state legislation, how the standard of care may evolve and a chart of the standard of care by state. For more detailed information on standards of care for association directors and officers, see this comprehensive publication entitled [Standards of Care in Community Associations](#)

5.8 [Massachusetts – Community Association Deed Based Transfer Bans](#)

5.9 [Massachusetts – Community Association Clothesline Ban](#)

5.10 [Massachusetts – Community Association Ombudsman Programs](#)

5.11 [Massachusetts – Community Association Solar Rights and Easements](#)

5.12 [College of Community Association Lawyers \(CCAL\) State Pages](#) [See selected states]

6. Massachusetts Associations – Business Services as an Association Core Function

6.1 Condominium Insurance Requirements: Massachusetts (2016)

CODE SECTION	PROPERTY INSURANCE (Minimum Coverage Required)	PROPERTY COVERED	PERILS
M.G.L.A. 183A § 10	No minimum standards stated	Common areas	No minimum standards stated

DEDUCTIBLE	LIABILITY (Minimum Coverage Required)	FIDELITY / CRIME INSURANCE	DIRECTORS & OFFICERS (D&O) INSURANCE
No minimum standards stated	No minimum standards stated	More than 10 units blanket fidelity insurance in amount equal to at least ¼ of annual assessments; association must be named as the insured; definition of employee must include manager; manager must at its sole expense carry its own fidelity in substantially the same form. After expiration of declarant control, can be changed by 67% vote.	N/A

See the list of *Fact Book* Contributors for more source information.

Note:

1. ACV means Actual Cash Value which typically is defined as insurable replacement cost less accumulated depreciation. In nearly all cases, a condominium will obtain RCV or Replacement Cost Value property insurance.
2. Fannie Mae, Freddie Mac and FHA have their own insurance requirements for condominiums, cooperatives and planned communities. Since many residential mortgage lenders underwrite to their guidelines, the requirements of any given state may not meet those requirements.
3. [See 50 State Condominium Insurance Survey](#)
4. While all states have Workers Compensation legislation, some states have Workers Compensation requirements that directly apply to community associations whether the association has employees or not.

6.2 NFIP Flood Insurance – Condominiums: Massachusetts

- (1) FEMA - National Flood Insurance Program (NFIP) Claims: Residential Condominium Building Association Policies (RCBAPs) as of 12-31-2018

State	RCBAP Number of Claims	RCBAP Percent of All Claims	RCBAP Total Paid All Claims	RCBAP Percent of All Paid Claims
Massachusetts	462	2.5%	\$ 13,801,953.38	0.8%

Non-RCBAP Flood Claims: Condo Type	Non-RCBAP Number of Claims	Non-RCBAP Percent of All Claims	Non-RCBAP Total Paid All Claims	Non-RCBAP Percent of All Paid Claims
Condominium Association	38	0.0%	\$ 1,063,851.53	0.0%
Condominium Master Policy (No Longer Issued)	4	0.0%	\$ 292,349.50	0.0%
Individual Condo Unit Insured by Unit Owner Or by Assn	203	0.0%	\$ 3,700,808.62	0.0%
Not a Condominium	26,222	1.4%	\$ 394,815,538.00	0.6%
Unknown	6	0.0%	\$ 54,980.17	0.0%

Preferred Risk Flood Claims: Condo Type	Preferred Risk Number of Claims	Preferred Risk Percent of All Claims	Preferred Risk Total Paid All Claims	Preferred Risk Percent of All Paid Claims
Individual Condo Unit Insured By Unit Owner Or By Assn	23	0.0%	\$ 136,026.69	0.0%
Not A Condominium	1501	0.6%	\$ 19,313,103.30	0.2%

- (2) FEMA- RCBAP and Other Flood Insurance Policies & Premiums as of 12-31-2018

[RCBAP: Residential Condominium Building Association Policy](#)

Note: The RCBAP is written on a building by building basis only for buildings in a Special Flood Hazard Area (SFHA). If a condominium association has five buildings, but only one is in a SFHA, then the association only needs to obtain one RCBAP. The one building might have six units that would be insured in the RCBAP.

Note: Flood insurance offered by FEMA through the National Flood Insurance Program (NFIP) was subject to substantial changes in the [Flood Insurance Reform - The Law](#). Not all of the changes have been enacted. See also the [Homeowner Flood Insurance Affordability Act of 2014](#). For assistance regarding FEMA flood insurance see the [Flood Insurance Advocate](#). See this cautionary reminder from FEMA: "In moderate- to low-risk areas, the risk of flooding is reduced but not completely removed. These areas submit **more than 20 percent** of National Flood Insurance Program claims and receive one-third of Federal disaster assistance for flooding. Flood insurance isn't federally required in moderate- to low-risk areas, but it is recommended for all property owners and renters. They are shown on [Flood Maps](#) as zones beginning with the letters 'B', 'C' or 'X' (or a shaded X)." A 0% means that the percentage is negligible.

**National Flood Insurance Program (NFIP): Massachusetts
FEMA: RCBAP and Other Flood Insurance Policies and Premiums as of 12-31-2018**

CIF: “Contracts in Force” this represents a “property” which may have multiple NFIP policies.

PIF: “Policies in Force” this represents the actual policies for all of the contracts.

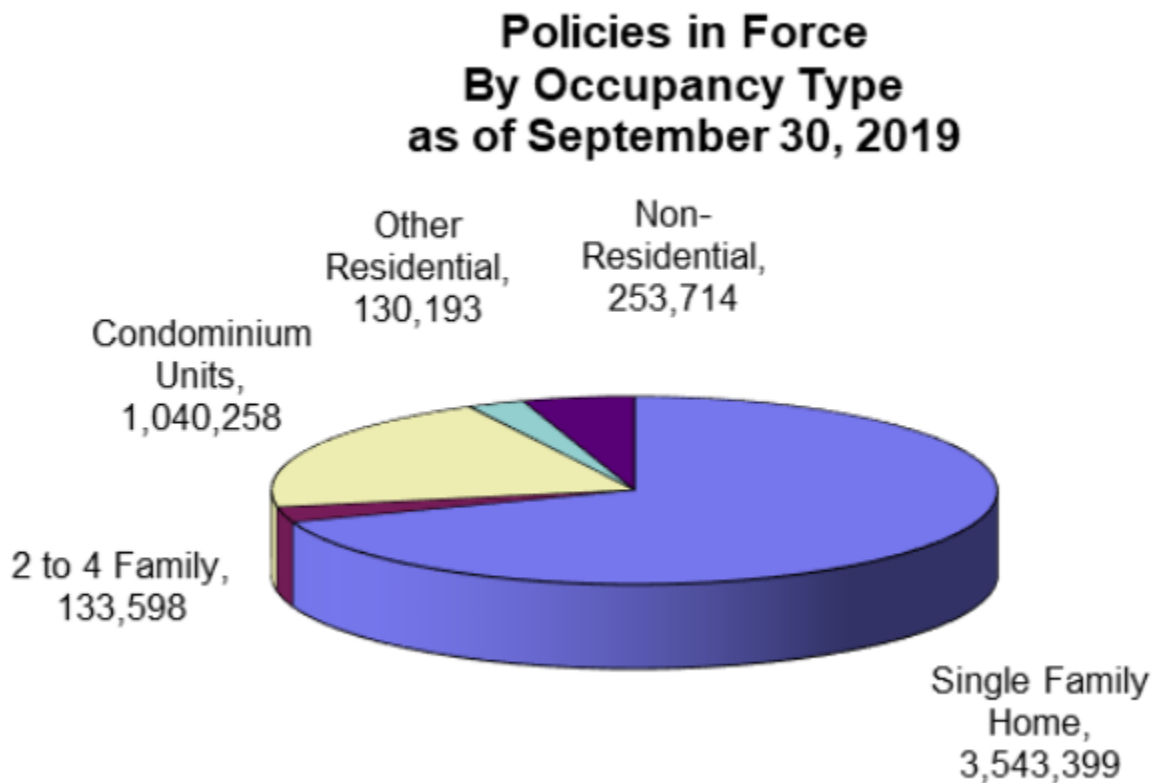
			Total	Total Flood	Percent	Percent	Percent
			Premium	Insurance	of All	of All	of All
	CIF	PIF			Policies	Premium	Insurance
RCBAP Subsidized							
RCBAP	355	3,392	\$2,865,952	\$498,452,900	2.6%	3.3%	2.4%
RCBAP Non-Subsidized							
RCBAP	1,013	12,166	\$3,955,638	\$2,546,142,700	1.4%	1.7%	1.4%
Non-RCBAP Subsidized Condo Type							
Condominium Association	3	3	\$54,628	\$2,000,000	0.0%	0.0%	0.0%
Individual Condominium Unit Insured By Unit Owner Or By An Association	384	384	\$638,576	\$40,069,600	0.1%	0.1%	0.0%
Not A Condominium	14,262	14,262	\$45,200,617	\$3,105,241,900	2.5%	3.7%	3.0%
Non-RCBAP Non-subsidized Condo Type							
Condominium Association	4	4	\$7,617	\$1,635,600	0.0%	0.0%	0.0%
Individual Condominium Unit Insured By Unit Owner Or By An Association	1,792	1,792	\$819,784	\$402,435,300	0.1%	0.0%	0.0%
Not A Condominium	29,293	29,293	\$24,151,710	\$9,407,668,600	0.8%	1.2%	0.9%
Preferred Rate Program Non-Subsidized Condo Type							
Individual Condominium Unit Insured By Unit Owner Or By An Association	736	736	\$233,466	\$157,788,000	0.0%	0.0%	0.0%
Not A Condominium	10,095	10,095	\$4,582,466	\$3,296,262,000	0.5%	0.6%	0.6%

A 0% means that the percentage is negligible.

See [Condominium RCBAP Policies, Claims & Flood Data](#) for all states.

See the list of *Fact Book* Contributors for more source information.

- [NFIP Policies in Force by Occupancy Type](#) (Click for the most current data)



OCCUPANCY TYPE	POLICIES IN FORCE
Single Family Home	3,543,399
2 to 4 Family	133,598
Condominium Units	1,040,258
Other Residential	130,193
Non-Residential	253,714
Unknown Occupancy	0
All Policies	5,101,162

For additional information see

- [FEMA Policy & Claims Statistics for Flood Insurance](#)
- [NFIP BureauNet](#)
- [The National Flood Insurance Program Community Status Book](#)

6.3 [Massachusetts Lien Priority](#)

Section 6. (a) (i) Except as provided in paragraph (ii), all common expenses shall be assessed against all units either in accordance with their respective percentages of undivided interest in the common areas and facilities or, if stated in the master deed or an amendment thereto duly recorded in the approximate relation that the area of the unit bears to the aggregate area of all the units, which may take into account unit location, amenities in the unit, and limited common areas and facilities benefiting the unit; provided, however, that such an amendment shall require the consent of all unit owners whose common expense assessment is materially affected. The organization of unit owners shall have a lien on a unit for any common expense assessment levied against that unit from the time the assessment becomes due. Common expense assessments must be made at least annually, based on a budget adopted at least annually in accordance with the master deed, trust, or by-laws.

[CAI Information on Lien Priority for Community Association Assessments](#)

6.4 [Reserve Requirements By State](#)

CAI advocates for developers to transition communities with a current reserve study, budget that includes both operations and reserves and initial funding of reserves for future maintenance, repair/replacement of facilities/equipment. CAI also advocates for laws that allow governing boards to determine the appropriate reserve level and method for funding long-term maintenance, repair/replacement of facilities/equipment and disclose the reserve study used to their community. Click on the map to find your state.

- See Appendix 2 in [Community Association Fact Book](#) for Community Association Financial Management Compared to Other Entities.
- [FCAR Research Underway: Aging Infrastructure](#)
The aging infrastructure research will identify building and property components that are typically not the subject of reserve studies. These components also can be subject to disasters and premature failing. Without careful analysis and financial planning, the association and its residents could be faced with unexpected financial strains and the stress created by aging infrastructure problems. This research will outline the different approaches that communities have taken when faced with such problems. The research will give communities a road map to examine their own property and identify areas of concern before they reach a critical level.

6.5 [Community Association Insurance](#)

Commercial insurance is one of the most important components of a community association's risk management program. To help managers and boards fully understand insurance issues, this guide will explore three key areas:

1. Insurance terminology, in terms of coverages, policies, and practices
2. Association exposures to loss and insurance coverages
3. Risk management and the association insurance industry

6.6 [Community Association Risk Management](#)

Risk management is the process of making and carrying out decisions that minimize the adverse effects of accidental losses. It involves five steps:

1. Identifying exposures to loss

2. Examining alternative techniques
3. Selecting the best techniques
4. Implementing the chosen techniques
5. Monitoring and improving the risk management program

6.7 [Preventing Fraud and Embezzlement](#)

Community association boards should consider implementing ten practices and procedures to safeguard association funds.

6.8 [Energy Efficiency \[FCAR Best Practices\]](#)

CAI and the Department of Energy (DOE) are dedicated to educating the community association industry—and the significant portion of the U.S. population it represents—on the many ways to increase the energy efficiency of their homes and thereby reduce both energy consumption and costs.

6.9 [Financial Operations \[FCAR Best Practices\]](#)

The board of directors, particularly the treasurer, is ultimately responsible for association's funds and may not abdicate their fiduciary responsibility. Given the reality that community association boards are made up of diverse individuals with varied degrees of financial knowledge, included are basic guidelines that should be followed to ensure sound financial operations.

6.10 [Green Communities \[FCAR Best Practices\]](#)

This report explores “greenness” in communities, in their varied forms. It considers the concept of sustainability through better designs, new technologies and social innovations. Sustainable communities are developed to meet the “needs of the present without compromising the ability of future generations to meet their own needs.” They are regenerative, meaning they have “processes that restore, renew or revitalize their own sources of energy and materials, creating sustainable systems that integrate the needs of society with the integrity of nature.”

6.11 [Reserve Studies Management \[FCAR Best Practices\]](#)

There are two components of a reserve study—a physical analysis and a financial analysis. During the physical analysis, a reserve provider evaluates the physical status and repair/replacement cost of the association's major common area components. To do so, the provider conducts a component inventory, a condition assessment, and life and valuation estimates. A financial analysis assesses only the association's reserve balance or fund status (measured in cash or as percent funded) to determine a recommendation for an appropriate reserve contribution rate (funding plan).

6.12 [Natural Disasters \[FCAR Best Practices\]](#)

No matter what type of disaster occurs—environmental, socio-political, or technological—community leaders must oversee and lead the recovery process. A comprehensive and current disaster plan is crucial for community resiliency and sustainability. Common characteristics of communities that rebound successfully from a major disaster include a strong desire to recover and rebuild, active networking with local agencies and resources, and a cadre of trained community leaders.

6.13 [Wired - Managing Cybersecurity Risks](#)

The survey is one part of a three-phase research project to establish a baseline of what common technological practices associations are using and to assess which local and state regulations affecting technology apply to community associations. The results of this research are presented here to help community associations and managers become more knowledgeable about technology software, cybersecurity, social media, third-party information, and payment portals.

6.14 [▶ Breaking Point: Examining Aging Infrastructure in Community Associations](#)



About Community Associations Institute (CAI)

Since 1973, Community Associations Institute (CAI) has been the leading provider of resources and information for homeowners, volunteer board leaders, professional managers, and business professionals in more than 350,000 community associations, condominiums, and co-ops in the United States and millions of communities worldwide. With more than 43,000 members, CAI works in partnership with 64 affiliated chapters within the U.S., Canada, United Arab Emirates, and South Africa, as well as with housing leaders in several other countries including Australia, Spain, Saudi Arabia, and the United Kingdom.

A global nonprofit 501(c)(6) organization, CAI is the foremost authority in community association management, governance, education, and advocacy. Our mission is to inspire professionalism, effective leadership, and responsible citizenship—ideals reflected in community associations that are preferred places to call home. Visit us at www.caionline.org and follow us on Twitter and Facebook @CAISocial.

About the Foundation for Community Association Research

The Foundation provides authoritative research and analysis on community association trends, issues and operations. Our mission is to inspire successful and sustainable communities. We sponsor needs-driven research that informs and enlightens all community association stakeholders—community association residents, homeowner volunteer leaders, community managers and other professionals and service providers, legislators, regulators and the media. Our work is made possible by your tax-deductible contributions.

Your support is essential to our research. Visit foundation.caionline.org or email foundation@caionline.org.

For suggestions, additions, or updates to this Community Association Fact Book State Page, please email foundation@caionline.org.



6402 Arlington Blvd., Suite 500
Falls Church, VA 22042
foundation.caionline.org



ABOUT CAI

Since 1973, Community Associations Institute (CAI) has been the leading provider of resources and information for homeowners, volunteer board leaders, professional managers, and business professionals in more than 350,000 community associations, condominiums, and co-ops in the United States and millions of communities worldwide. With more than 43,000 members, CAI works in partnership with 64 affiliated chapters within the U.S, Canada, United Arab Emirates, and South Africa, as well as with housing leaders in several other countries including Australia, Spain, Saudi Arabia, and the United Kingdom.

A global nonprofit 501(c)(6) organization, CAI is the foremost authority in community association management, governance, education, and advocacy. Our mission is to inspire professionalism, effective leadership, and responsible citizenship—ideals reflected in community associations that are preferred places to call home. Visit us at www.caionline.org and follow us on Twitter and Facebook @CAISocial.



ABOUT THE FOUNDATION FOR COMMUNITY ASSOCIATION RESEARCH

Our mission—with your support—is to provide research-based information for homeowners, association board members, community managers, developers and other stakeholders. Since the Foundation's inception in 1975, we've built a solid reputation for producing accurate, insightful and timely information, and we continue to build on that legacy. Visit foundation.caionline.org.

The statistical information in this report was developed by Clifford J. Treese, president of Association Data, Inc., in Mountain House, Calif. A member of CAI almost since its inception, Treese is a past president of CAI and the Foundation for Community Association Research. We are grateful for his continuing support of both organizations.

Additional statistical information published by the Foundation for Community Association Research is available at foundation.caionline.org.

6402 Arlington Blvd., Suite 500 | Falls Church, VA 22042 | www.caionline.org



caisocial



Community Associations Institute



@caisocial and @caiadvocacy